An aerial photograph of the Shanghai skyline at dawn. The sky is a mix of soft pinks, oranges, and blues. A thick layer of white clouds fills the lower half of the frame, creating a 'sea of clouds' effect. Several skyscrapers are visible, including the Shanghai Tower (the tallest, with red lights), the Shanghai Global Financial Center, and the Shanghai World Financial Center. The text 'WEBS-N4.8' is in red and 'FEATURES OVERVIEW' is in black, both in a bold, sans-serif font.

WEBS-N4.8

FEATURES OVERVIEW

Honeywell

RELEASE SUMMARY

From large enterprises to single site installations, WEBs-N4.8 offers features for everyone with new functionality that enhances the WEBs Supervisor, WEB-8000, and CIPer Model 10.

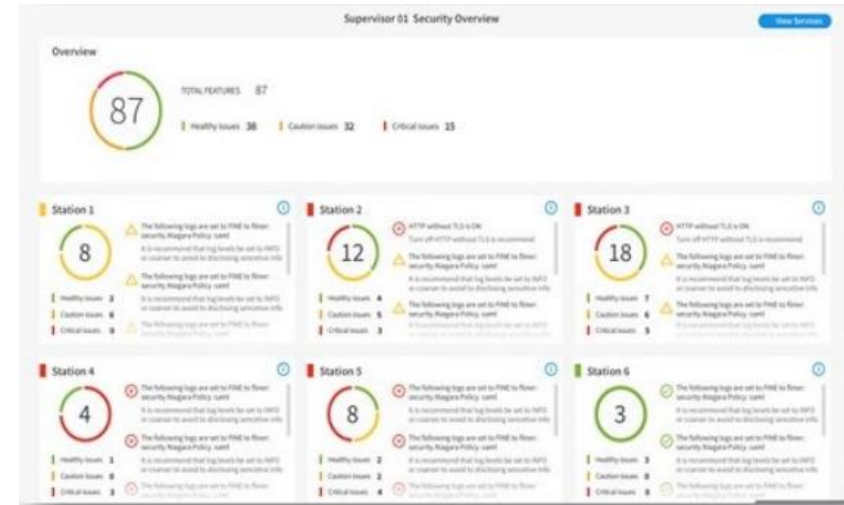
New Features include:

- A new dashboard that allows you to quickly assess the security posture of your WEBs Network.
- 802.1x support for network access authentication.
- ACE, the new deterministic engine for CIPer Model 10.
- The use of client certificate authentication to enable kiosk mode and station to station connectivity.
- New third party module signing and verification support.
- Improved CIPer Model 10 Tools and Export functionality.

SECURITY DASHBOARD

The WEBs Supervisor view shows all WEBs your network

- Quickly identify issues with roll up view
- Triage Outliers
- Useful for large sites with multiple contractors



Station View Shows individual services

- User Service
- Fox Service
- Web Service
- Login service
- Authentication Service
- Module Permissions

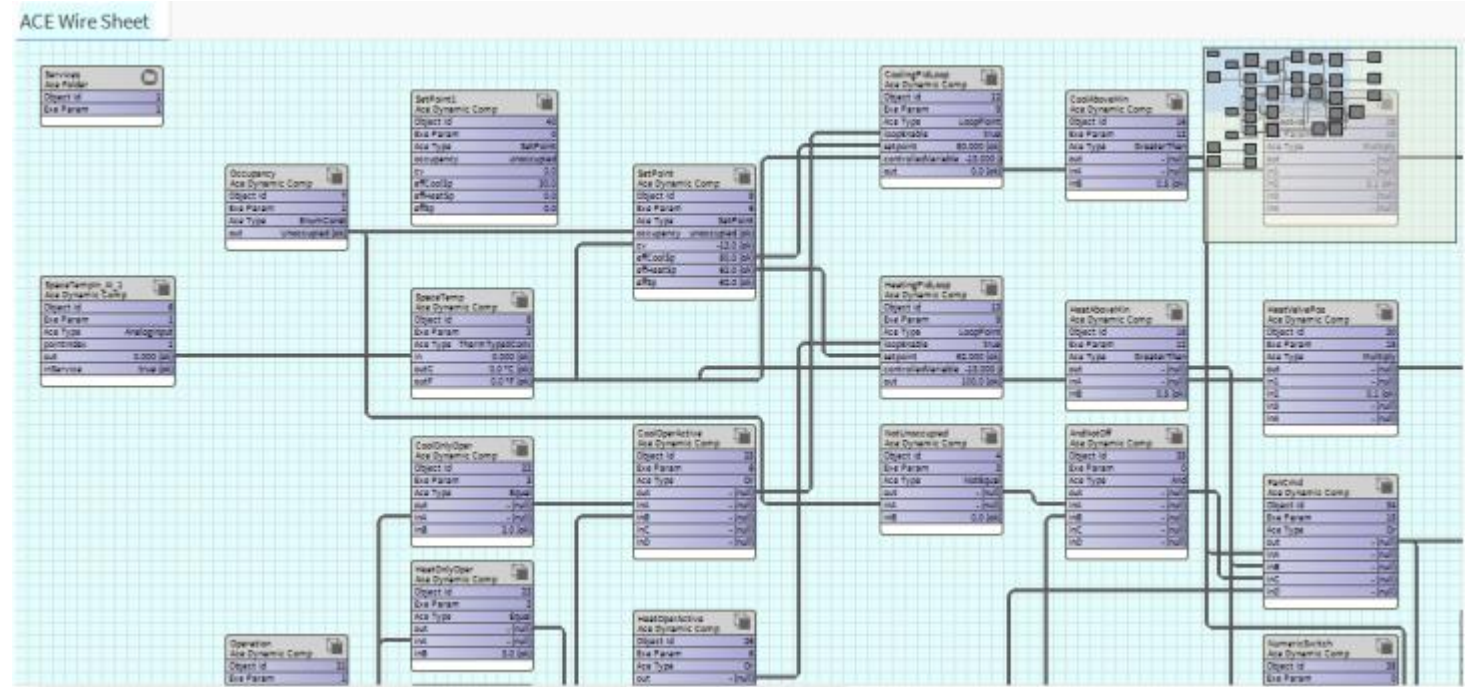
Quickly assess the security posture of your WEBs-N4 Network

CLIENT CERTIFICATE AUTHENTICATION

Utilizing client certificate authentication, pre-configured browsers can be used to facilitate Kiosk Mode functionality providing public users a dedicated view of a WEBS-N4 system.



ACE- DETERMINISTIC RUNTIME ENGINE



ACE for CIPer Model 10 enables fast startup to control time and deterministic timing when servicing the I/O. Create deterministic applications in Wire Sheet as you would in normal WEBs applications.

IEEE 802.1X SUPPORT




CIPer Model 10



WEB-8000

Wired Switch
(Authenticator)



RADIUS Server
(Authentication Server)



Identity Sources



802.1x, an IEEE standard for network access authentication, is typically used in enterprises and campuses with large scale networks to provide security, scalability, and ease of management. The WEB-8000 and CIPer Model 10 is now compliant with this standard and can be used as wired clients (supplicants) in a 802.1x based network.

THIRD PARTY MODULE SIGNING

Commissioning for "172.31.66.50 (jace)"

Software Installation

Please check each additional item you wish to have installed to the remote host. Any software known to be required for stations to run is already checked.

Current free space 3,288,233 KB **To be installed** 0 KB **Estimated free space after install** 3,288,233 KB

Software	Installed Version	Avail. Version	
<input type="checkbox"/> invalidSig-rt	-	Acme 1.0	Not Installed
<input type="checkbox"/> caSigned-rt	Acme 1.0	Acme 1.0	Up to Date
<input type="checkbox"/> selfSigned-rt	Acme 1.0	Acme 1.0	Up to Date
<input type="checkbox"/> selfSignedTimestamped-rt	Acme 1.0	Acme 1.0	Up to Date
<input type="checkbox"/> unsigned-rt	Acme 1.0	Acme 1.0	Up to Date
<input type="checkbox"/> caSignedTimestamped-rt	Acme 1.0	Acme 1.0	Up to Date
<input type="checkbox"/> aaphp-rt	-	Tridium 4.8.0.16	Not Installed
<input type="checkbox"/> aaphp-wb	-	Tridium 4.8.0.16	Not Installed

Software Details

Module selfSignedTimestamped-rt

Description A self signed, timestamped module

	Installed	Available
Version	Acme 1.0	Acme 1.0
Release Date	-	-
Status	Signature Warning	Signature Warning
Processed for Jace	Not Processed	Not Processed

Installable File Details

Path C:\Honeywell\WEBStation-N4.8.0.110\sw\1.0\selfSignedTimestamped-rt.jar

Size 5.9 KB

Installed Signature Details

Status Self-signed signing certificate
Certificate path validation failure

Signers

[self_signed](#)

- This signer is using a self-signed certificate. Self-signed certificates will not be allowed by default in a future version.
- This signer's certificate path could not be validated. Modules must be signed with a valid trusted certificate in a future version.

Available Signature Details

Status Self-signed signing certificate
Certificate path validation failure

Signers

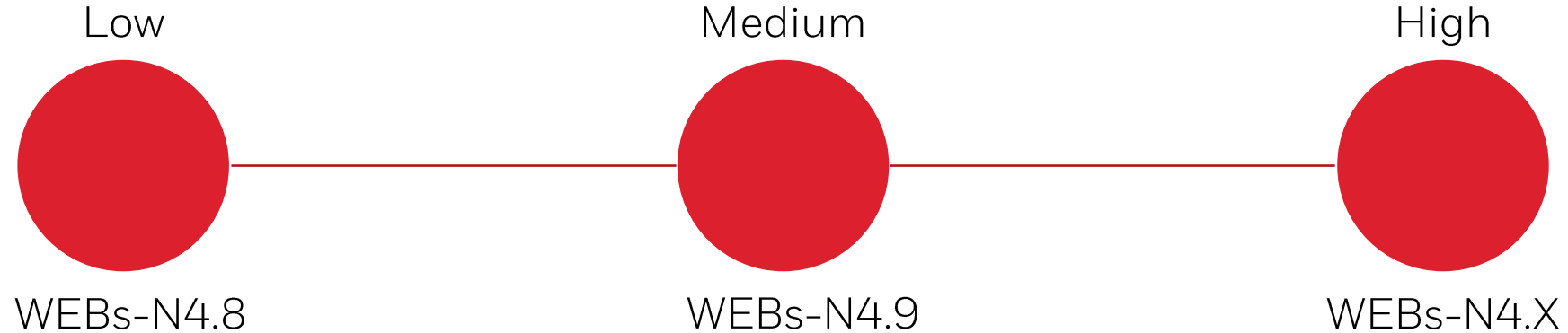
[self_signed](#)

- This signer is using a self-signed certificate. Self-signed certificates will not be allowed by default in a future version.
- This signer's certificate path could not be validated. Modules must be signed with a valid trusted certificate in a future version.

OK

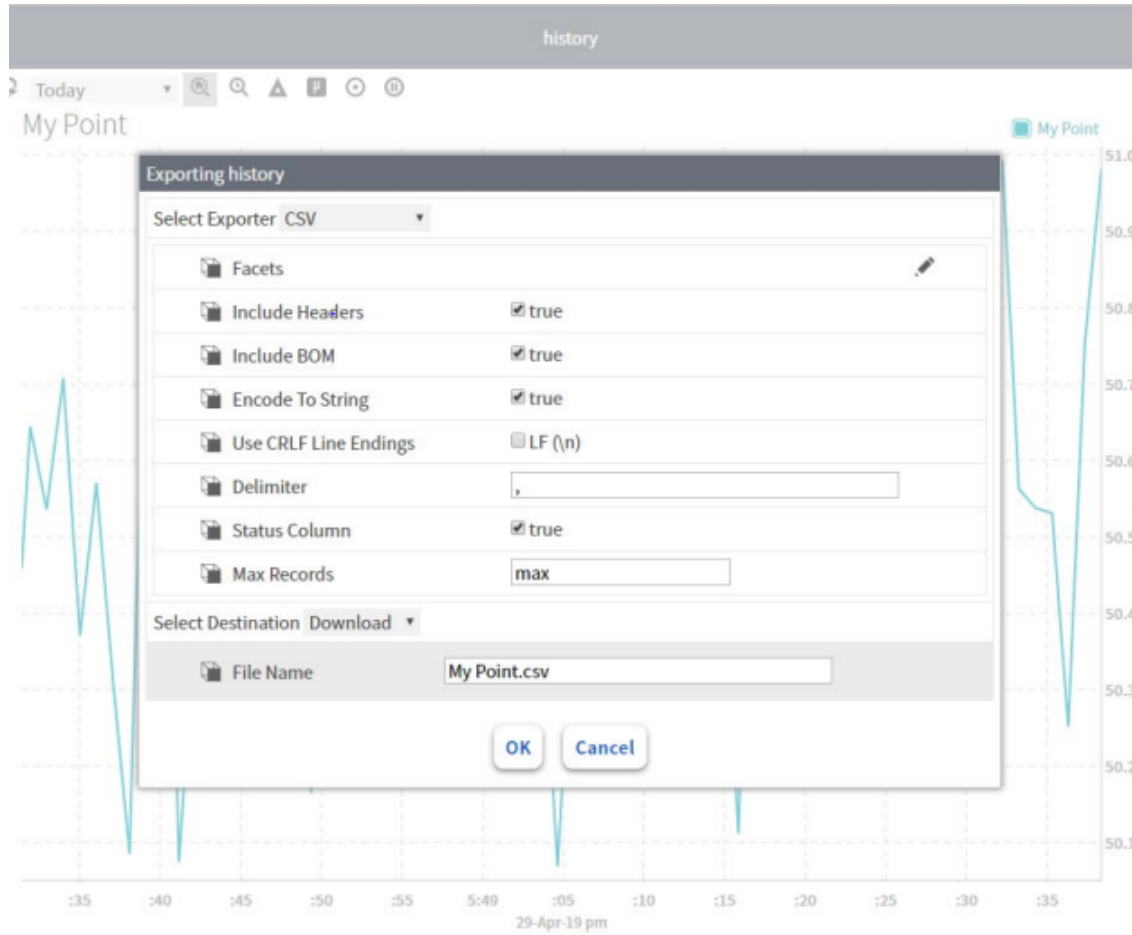
Requiring all third party modules to be signed increases security posture of a WEBS-N4 installation by making administrators aware of modules that may have been tampered with or come from an untrustworthy source. This feature will be rolled out over a number of new WEBS-N4 releases to ensure that developers are able to transition to signing their code.

3RD PARTY MODULE SIGNING – PHASED ROLLOUT



Verification Mode	Description
Low	Modules that are unsigned, untrusted, or have expired certificates will cause warnings but still function. Error if signed module modified after it was signed. Can be increased to Medium or High.
Medium	All modules must be signed by valid, trusted certificate (may be self-signed). Can be decreased to Low or increased to High.
High	All modules must be signed with CA Certificate. Can be decreased to Medium.


EXPORT REFRESH



Updated export capability including:

- Station-side exports from the browser
- Export HTML5 tables directly to CSV or JSON
- Additional customization like Max Records and Page Size.

IMPROVED EDGE TOOLS



Continued enhancement of Application Templates to support and streamline the use of peer and supervisory WEBs-N4 Network stations in an application.

New Provisioning steps added to enable a low touch mechanism to setup, configure, and maintain a WEBs-N4 system.

WEBS-N4.8 ON THE WEB-8000



The WEB-8000 has been upgraded to run the latest QNX release and a new JVM. This will ensure future compatibility with new features and continue ongoing support.