

MAXPRO® ACCESS MPA2

Access Control Panel

Honeywell's new MAXPRO® Access MPA2-Door controller provides solutions for installations of any size.



MAXPRO® Access MPA2 enables users to securely manage their system anywhere there's an Ethernet/Internet connection—with no dedicated PC or software costs.

The user-friendly design (Push-in connectors and RJ45 'Click 'n Done' approach) makes it simple to install and easy to operate and maintain.

The MPA2 Door Controller gives you all the benefits of traditional access control, such as helping you secure doors, manage employee access, and manage sites remotely. It also lets you pull reports easily to meet compliance requirements. With a browser-based interface, your learning curve and training times are significantly decreased. No dedicated software is required—simply log on and you're ready to go, securely—from the office or anywhere. You can manage MPA2 using the embedded browser, MAXPRO® Cloud's secure cloud infrastructure, or WIN-PAK®'s integrated security suite.

MAXPRO® Access MPA2 has been developed with an installer-friendly design that easily adapts to existing IT infrastructure and methods, reducing installation and support costs. So as your system grows, MPA2 grows with you.

FEATURES AND BENEFITS



INCREASED PRODUCTIVITY

New, faster, and more intuitive user interface decreases time spent on deployment and training.

Embedded browser features basic access control that is simple and easy to use. Add MAXPRO® Cloud or WIN-PAK® for more advanced features, such as video and intrusion integrations, advanced reporting, rules and photo badging.

New, faster hardware.



FASTER INSTALLATION

IP-based hardware with Power over Ethernet (PoE) PLUS capability eliminates additional network module wiring and simplifies powering the panel.

At-the-door mounting decreases cable runs.

Metal enclosure with included 3.5-Amp power supply and battery backup available for traditional installs or retrofits.

RJ45 connection for Ethernet, Interfaces, Readers and Doors.

Push-in Connectors (screwdriver-less installation).



LOWER COST OF OWNERSHIP

Add additional panels and manage using the embedded interface via Ethernet Virtual Loop (EVL)** or RS-485 loops.

On-board additional auxiliary REX (Request to Exit) and Door Contact inputs per door (2X) enables turn style and double lock without extra hardware.



ENHANCED SECURITY

256-bit AES encrypted communication between panel and hosts (browser, cloud, and WIN-PAK®).

Security certificate capability ensures secure and trusted connections to the panel.

Panel tamper switches included on metal enclosures.

128-bit AES encrypted bi-directional reader-panel communicating (OSDP:V2) protocol.



FLEXIBLE 3-IN-1 CAPABILITY

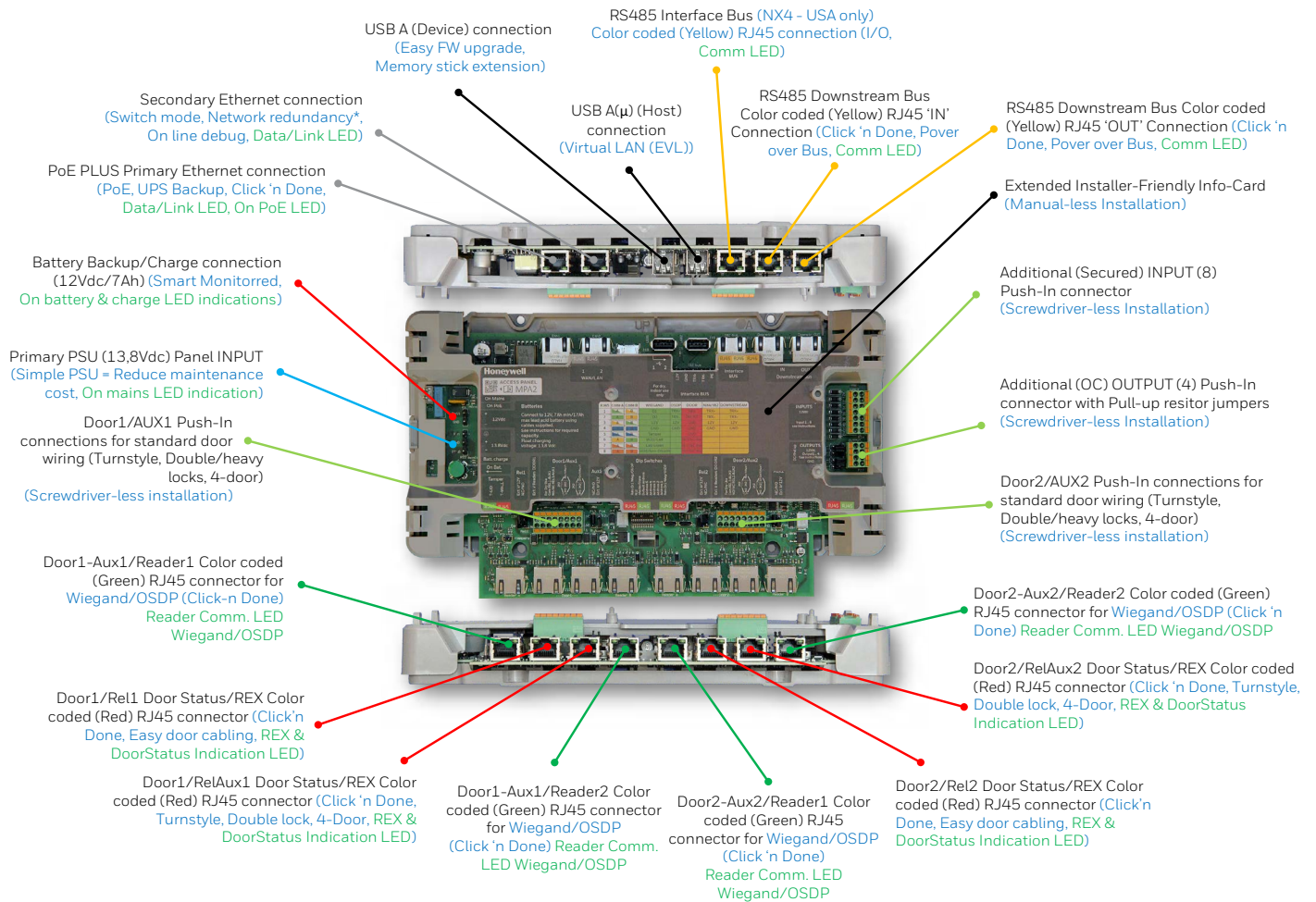
Embedded, cloud, or software-hosted capability from one panel.

Deploy MPA2 for a large variety of jobs—from basic access control for a single site up to multi-site, enterprise-level security with fully integrated access, video and intrusion.

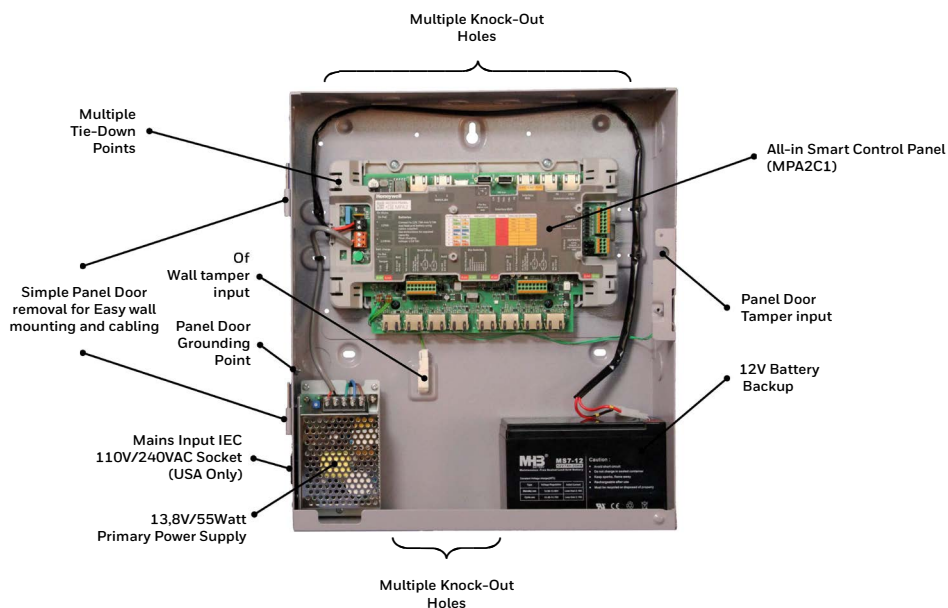
** Ethernet Virtual Loop (EVL) is compatible with MAXPRO® Access 2 and NetAXS-123 panels.

MPA2 ENCLOSURE OPTIONS

MPA2 Compact All-in Smart Control Panel (MPA2C1)



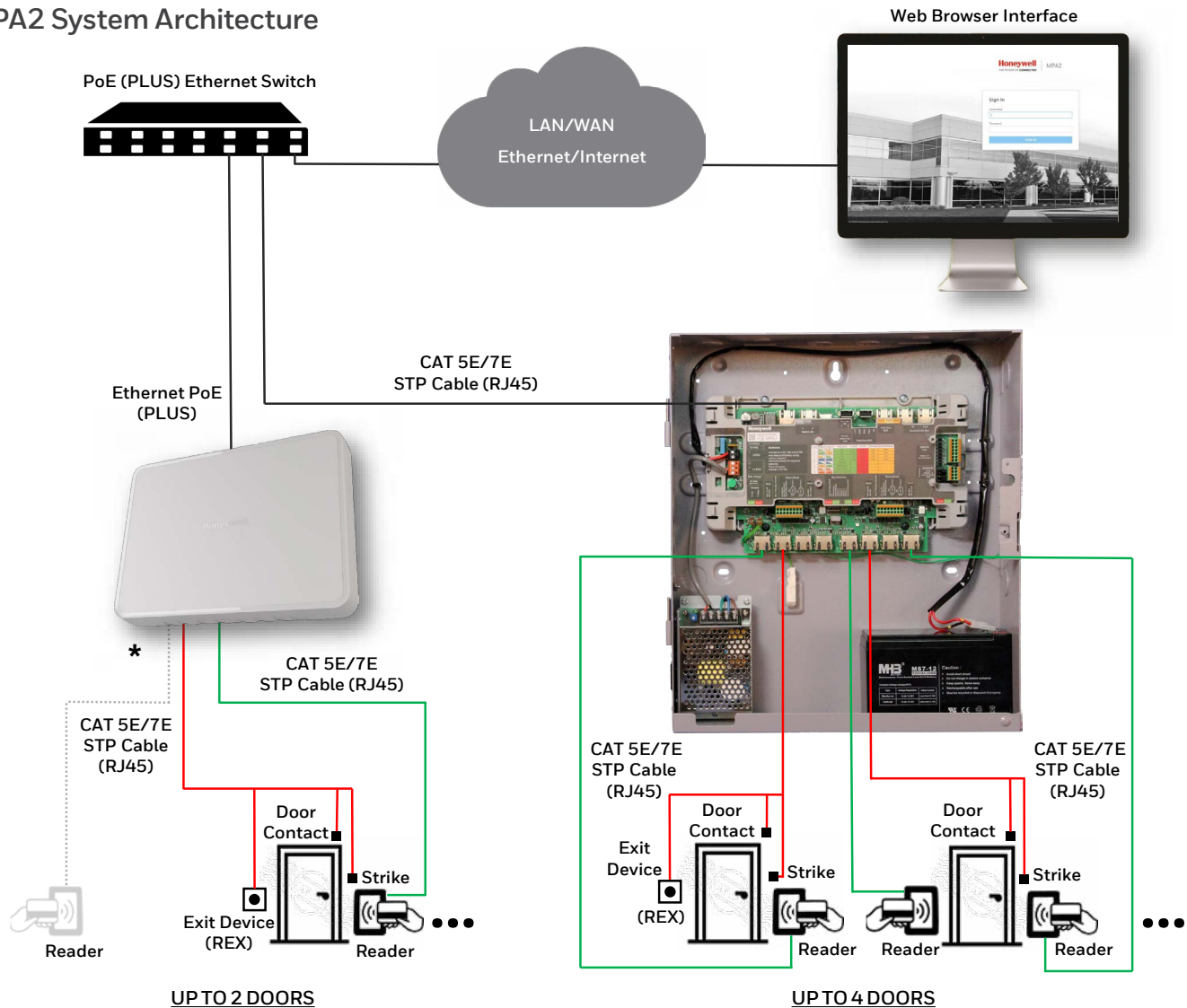
MPA2 Standard Metal Enclosure



* Coming Soon

MPA2 SYSTEM OVERVIEW

MPA2 System Architecture



- Door Connections (RJ45 or Push-in connectors)
- Reader Connections (Wiegand/OSDP - RJ45)

MPA2 READER/DOOR CONFIGURATIONS					
CONFIGURATION	INPUTS/OUTPUTS	WIEGAND*	OSDP CHANNEL 1	OSDP CHANNEL 2	4 DOOR LICENSED
1 door/1 direction	Relay 1, Doorcnt 1, REX 1		0		NO
1 door/2 direction	Relay 1, Doorcnt 1		0.1		
2 door/1 direction	Relay 1-2, Doorcnt 1-2, REX 1-2		0	0	
2 door/2 direction	Relay 1-2, Doorcnt 1-2	Hold A/B	0,1	0,1	YES
3 door/1 direction	Relay 1-2-Aux1, Doorcnt 1-2-Aux1, REX 1-2-Aux1	Hold A/B	0,2	0	
3 door/2 direction	Relay 1-2-Aux1, Doorcnt 1-2-Aux1	No	0,1,2,3	0,1	
4 door/1 direction	Relay 1-2-Aux1-Aux2, Doorcnt 1-2-Aux1-Aux2, REX 1-2-Aux1-Aux2	Hold A/B	0,2	0,2	
4 door/2 direction	Relay 1-2-Aux1-Aux2, Doorcnt 1-2-Aux1-Aux2	No	0,1,2,3	0,1,2,3	

*Coming soon

* When using 2 readers per door in a 1 or 2 door configuration or use a Wiegand port split over a 3 or 4 door configuration, make sure to use Hold A/B supporting Wiegand readers. Wiegand readers not supporting Hold A/B line can be used only for 1 reader per door configurations (1 or 2 doors).

MPA2 ACCESS CONTROL PANEL

MPA2 READER/DOOR CONFIGURATIONS		
	SPECIFICATIONS	MPA2
Communications	Built-in Communication Options	Ethernet; RS-485; USB
	I/O Expansion Module Connectivity	Use RS-485 Port to connect a maximum of 2 downstream I/O modules (NX4) ⁽⁴⁾ (Output or Input)
	Controller Loop Capability	EVL: 16 MPA2 or NetAXS123 RS-485: 9 MPA2 and/or NetAXS123 panels total (8+1) ^(1,2)
Readers/Doors	Door/Reader Capability	2 Door/4 Readers - 4 Door/8 Readers ⁽³⁾
	Expandability	Expandable to 36 Doors/72 Readers per controller loop ^(1,2)
	Reader Compatibility	OSDP:V2 and Standard Wiegand Protocol supported
Outputs	Number of Outputs	4 SPDT (jumper-selectable NO or NC contacts) per door rated at 3 A @ 28 VDC; 4 Open Collector outputs (OC) rated at 16 mA @ 12 VDC: Reader LED (Aux) and Reader Buzzer (Aux) per door are available
	Output Expandability	Expandable to 36 total outputs using max. 2 NX4 Relay Output Boards ⁽⁴⁾
	Relay Power Source	Selectable: 12 VDC Self-Powered source or 0–28 VDC externally supplied source (USA only)
Inputs	Number of Inputs	8 (+4) Configurable four-state supervised input points (Factory Default Settings are: Status, REX, Reader Tamper A, Reader Tamper B, Ext. Tamper, and General Input)
	Input Expandability	Inputs Expandable to 68 with max. 2 NX4IN Relay Input Boards ⁽⁴⁾ (USA only)
	Panel Tamper (3X)	Panel Door, Off-Wall and External Tamper
Power Inputs	Unit Input	100 to 240 VAC, 50/60 Hz Input provides 13,8 VDC, 3.5 A Output, Battery Voltage Low Shutdown at 10.50V
	Socket or Hardware AC Input (IEC)	MPA1002UMPS only
	Control Board Power Input	13,8 VDC (+/- 10%) from included Power Supply
Power Outputs	Power for Locks/Strikes/Reader(s)/Input Devices	1,25 A per door for locks/strikes, Readers, and Input Devices (2,5A @ 12VDC Total)
	Backup Battery System	12 VDC, 7 Ah Battery
Enclosure	Material	Metal
	Wiring Access Holes/Knockouts	24
Installation	Removable Terminal Blocks with Colour-coded Labels	Battery/PSU
	Graphic Wiring Info Cards/Labels	Yes
	Captive Mounting Hardware	Yes
System Information	Real Time Clock	Global Geographic Time Zone support; Daylight Saving Time support
	Clock Synchronization	Yes: via NTP Network Server
	Processor	IMX6-X1
	System Mean Time Between Failures	250,000 Hours
	Temperature Ratings	Operating: 0°C to 49°C (32°F to 120°F) Storage: -55°C to 85°C (-67°F to 185°F)
	Humidity	93% Non-Condensing
	Lead Acid Batteries	-40°C to 50°C (-40°F to 122°F)
Physical	Certifications and Approvals	EMC/CE and FCC Compliant; UL 294 Listing, ULC319
	Dimensions	14.1 inch (360 mm) x 16.1 inch (410 mm) x 4.3 inch (110 mm)
	Weight	6.0 Kg approx. (Battery not included - Includes Control Panel and Power Supply)

(1) RS-485 Panel Loop: A total of 9(8+1) MPA2 (Version 1.0.3.37 or higher) and NetAXS123 (Version 6.01.12 or higher). Panels may be combined in a Controller Loop for a maximum of 123 Doors. NetAXS-4 Panels cannot be used with an EVL.

(2) When mixing MPA2 and NetAXS123 Controllers, MPA2 must be the Primary Panel and the Panel Loop must be RS-485.

(3) 4 Door Licensed. When using WIN-PAK(r), this feature may have limitations. See also MPA2 Reader/Door Configurations table concerning the limitations using Wiegand readers not supporting Hold A/B lines.

(4) USA Only

MPA2 ACCESS CONTROL PANEL

SPECIFICATIONS		
	SPECIFICATIONS	MPA1002E(U)MPS
LEDs	Status LEDs	12 LEDs total (13,8V Power, PoE, Battery Ready, Over Current, Ethernet, RS-485, Reader(s), Door State, Run, Relay Status, Wiegand Comm. OSPD Comm)
Host	Software Compatibility ⁽¹⁾	MAXPRO® Cloud, WIN-PAK® XE/SE/PE/CS, Web Services
	MPA2 as Primary Panel	Supported Downstream Panels include MPA2 and NetAXS123 ^(2,3)
	NetAXS123 as Primary Panel	Supported Downstream Panels include MPA2 and NetAXS123 only ^(2,3)
Door Control	Door Control Modes	Card only; Card and PIN; Card or PIN; PIN only; Lockdown; Disabled; Supervisor; Escort; Limited use card; Expire on date; First Card Rule; Snow Day Rule; Time Zone Toggle; Anti-Passback; Duress ⁽⁴⁾
	Interlocks For Customer Actions	Yes
	Anti-Passback Capability	Local and Global Capability; Hard and Soft Implementation
Cards and Database	Card and Event Buffer Capacity	Panel = 100,000 / Solution = Host dependant
	Firmware Revision	On-board Flash Memory for Field Firmware Revision Updates and Feature Expansion
	Offline Database Backup Available	Card and Configuration Databases
	Export Capabilities	Card Database; Alarms and Events (CSV format) ⁽⁴⁾
	Number of Card Formats	128 unique card formats can be supported ⁽⁴⁾
	Site Codes	8
	Maximum Card Format Size	75-bit (maximum card # = 64-bits) ^(4,5)
	Time Zones	127 ⁽⁴⁾
	Access Levels	Panel = 65535 / Solution = Host dependant
	Holidays	255 ⁽⁴⁾
Reporting and Analysis	Integrated Basic Reports	Yes
	Import/Export of Card Database	Yes
	Alarm/Event Export	Yes
Web	Supported Browsers	Google Chrome (preferred)

(1) Software compatibility for MPA2: All MPA2 versions programmed as NetAXS123; WIN-PAK® SE; WIN-PAK® PE; WIN-PAK® PRO CS; WIN-PAK® CS 4.80 or greater.

(2) RS-485 panel loop: A total of 9 (8+1) MPA2 (version 1.0.3.37 or higher) and NetAXS123 (version 3.04.15 or higher) panels may be combined in a controller loop. NetAXS-4 panels cannot be used with an EVL.

(3) When mixing MPA2 and NetAXS123 controllers, MPA2 must be the Primary panel and the panel loop must be RS-485.

(4) When using WIN-PAK® software, this feature may have limitations.

(5) Suitable for handling the 75-bit transparent card format of PIV, TWIC, and FRAC cards.

MPA2 ACCESS CONTROL PANEL

ORDERING

SOLUTION	
MPA1002U-MPS	MPA2 - 2 Door Access Control Solution (USA) includes: MPA2C1, MPA2ENCMP, (2) MPA2RJ, MPA2BAT7
MPA1004U-MPS	MPA2 - 4 Door Access Control Solution (USA) includes: MPA2C1-4 (4 DOOR LICENSED), MPA2ENCMP, (2) MPA2RJ, MPA2BAT7
ACCESSORIES	
MPA2C1	MPA2 - All-in Smart Access Control Panel only
MPA2C1-4	MPA2 - All-in Smart Access Control Panel only, 4 door licensed
MPA2ENCMP	MPA2 - Metal Enclosure
MPA2RJ	RJ45 to 8 Screw Terminal block
MPA2BAT7	(=NXBAT7) 7Ah Lead Acid Battery
ADD-ONS	
NX4IN	MPA2 - RS485 Input Board - 32 inputs per board. Connect 2 per panel. Total 64 inputs
NX4OUT	MPA2 - RS485 Output Board - 16 outputs per board. Connect 2 per panel. Total 32 outputs
NXIOENCKT	Double board enclosure for NX4IN, NX4OUT

For More Information

www.security.honeywell.com

Honeywell Commercial Security

9 Columbia Way

Baulkham Hills

NSW 2153

Tel: Australia - 1800 220 345 (Toll Free)

Tel: New Zealand - 800 220 345 (Toll Free)

www.honeywell.com

HSA-MPA2-03-AUS(0121)
© 2021 Honeywell International Inc.

THE
FUTURE
IS
WHAT
WE
MAKE IT

Honeywell